

Alexandra Primary School

Aspire, Perform, Succeed



News: 12th July 2024

Message from the Head Teacher

Hello Parents and Carers,

As we move towards the end of this year, it is always worth spending a moment thinking about what we have learned during the past year and reflecting on change, which is inevitable: a year older, a year of experiences and a year of learning and discovery. Some children will be moving on to their new schools and we wish everyone well and all good luck with this.

The Year Six performance of the Lion King was fabulous. A really memorable experience. To all, we wish you well with the next stage of your education journey. We look forward to hearing about your next adventures. Take care and enjoy every opportunity that comes your way.

Thank you parents for your support this year. Reading the parent comment sheets tells me a great deal about our school. Thank you for filling these in and it was good to see so many parents at the recent parent and teacher's meeting.

Thank you for the sponsorship money supporting our Olympic and Paralympic teams following the visit from Nerys Pearce. School raised over £1050 which is fantastic.

We are saying goodbye to two members of staff this year. Mrs Grewal is retiring after a long and distinguished career. We wish her a very happy retirement and we will miss you. Miss Stopp has relocated with her family to Oxfordshire and again we will miss you. To both leavers, we thank you for your contributions to APS and we wish you well with your next adventures.

Holidays are time for rest, relaxation and to be refreshed. There are activities to be done such as summer reading, holiday homework from the website and many visits to be arranged to see family or visitors attractions here and hopefully abroad for some.

Teachers with the current classes, who they will be taking from September 2024 are as follows:

Year 6	Miss Cooper 5B	Miss Carberry 5H	Mr Berryman 5S
Year 5	Mr Severn 4C	Miss Hynes 4P	Miss Conway 4S
Year 4	Miss Padda 3MC	Mr Cuell 3C	Mr Brain 3M
Year 3	Mr McDonell 2R	Mr Cheatham 2CS	Ms Barry 2S
Year 2	Miss Raymond 1H	Ms Smith IB	Ms Gray 1M
Year 1	Ms Stubbs Red	Ms Mila Blue	Ms Harji Yellow
Reception	Miss Crowder	Mrs Sikora / Mrs Bradfield	Mrs Savill
Nursery	Ms Lovett Mrs McLaughlin (SEND/CO)		

These are the current classes that the teachers will be teaching from September 2024 and not their new class names.

In March, school asked parents to complete a Reading for Pleasure survey with the chance of winning a book token. Thank you to all who responded. The winner, selected at random is Nitaanya in Nursery. Congratulations and well done.

And don't forget:

In July we have...

Big Butterfly Count – 12th July to 4th August
<https://bigbutterflycount.butterfly-conservation.org/>

St Swithin's Day – 15th July
Saint Swithin was England's Bishop of Winchester.
40 days of bad weather will follow if it rains on this day!

Paris Olympics – 26th July to 11th August
<https://olympics.com/en/paris-2024>

Thought for the week:

**Knowledge is being able to destroy someone with an insult,
wisdom is not doing it because it's not nice.**

Question of the week:


Is a computer clever?

Nursery – This week we have been reflecting on our time in Nursery. We have been looking back at photos and talking about some of our favourite activities. We have been revisiting and practising lots of skills and vocabulary such as mark making, name writing, weight, collage, painting and working as a team. A highlight of the week has been our garden games and picnic day. We all had lots of fun together and made some special memories.



Reception – We were lucky that the weather remained good enough to enable the children to participate in Sports Day. The children had fun showing their skills to their families and friends.





The children continued to learn about minibeasts, and this week, the focus has been on worms.





Finding worms (spaghetti) in the mud and using fine motor skills to put them in pots has been a really popular activity amongst the children.

I am making a long worm.



Making pictures of worms using wool and mud has been fun.






Year 1 – In Science, our beans have grown so much. We predicted that they were going to grow a little bit but in few days they grew taller than we expected. We looked after them and we made sure they got plenty of sunlight and water.




In DT, we have been busy making fruit smoothies. We thought of the fruit we wanted to use and this week we made them. We were very sensible when cutting the fruit and we added some milk and had an amazing and tasty smoothie.



In English, we have been planning our persuasive leaflets and thought about what to write in them. We looked at the features of these and what subheadings we could have.



Year 2 – For English, we have been exploring the Instructional texts. We first looked at what features good instructional texts need, in order for the reader to understand and be able to complete the task at hand. We then tried to follow a set of instructions to make a pirate boat. Finally, we are now working on writing our own set of instructions, for the reader to be able to follow, so that they will be able to find the pirate's treasure.



For History, we looked at pirate maps and the children have been taught about the history of Pirate treasure maps and the different symbols used. Linked to Geography, the children have also learnt how to use a 'key' when using a map. The children then tested their maps with their peers, by using positional language to give instructions on how to find the treasure on their map. The children then had to follow Ms. Smith's instructions to find the hidden treasure hidden outside the classroom.



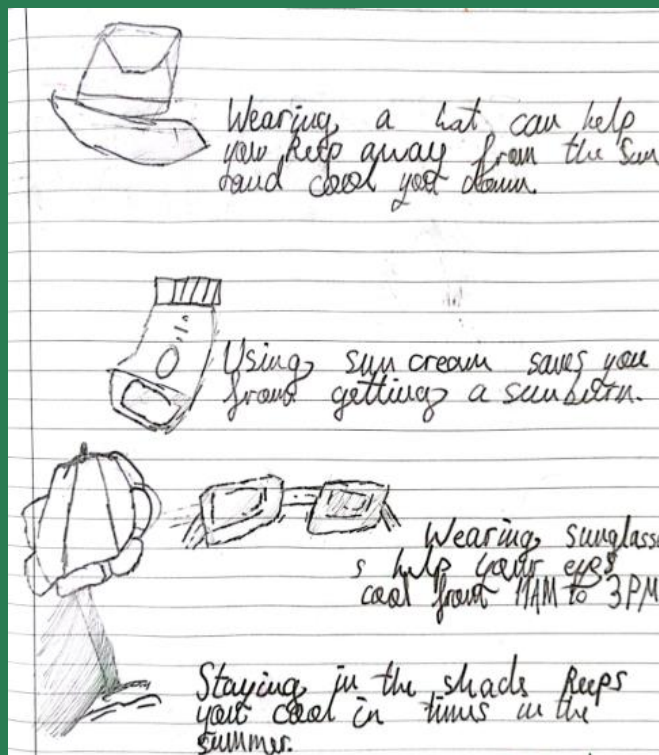
In PE, we have been practicing our balance, pose and sequencing in Gymnastics. We had to work in small groups, using all the skills taught this term, to produce a sequence of movements and balances. We had lots of fun linking our topic of pirates to our lessons and we especially enjoyed using and adapting the climbing frame to portray a pirate ship.



Year 3 – We were super excited last week when we had a very special guest visitor. Our guests were called Nerys Pearce and Courtney Orange, both of whom are Paralympians and have competed across the world. They got us to perform lots of different sports activities and we had so much fun but were so tired afterwards! They then shared some of their own stories about how they became athletes and helped inspire us further, telling us to “push ourselves” and believe that “we can do it!” Finally, we then saw some of Nerys’ gold medals, actual GOLD!



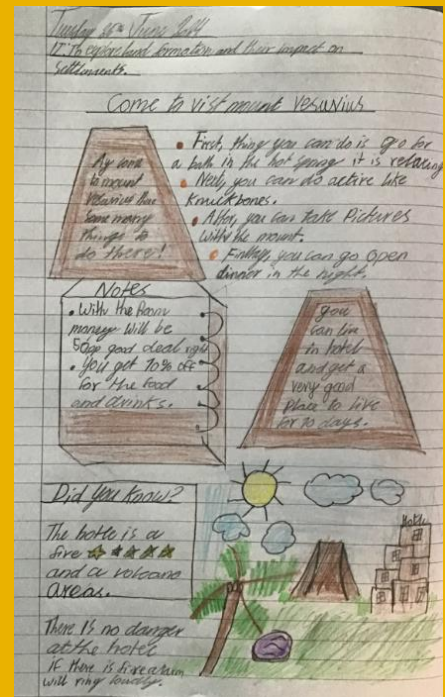
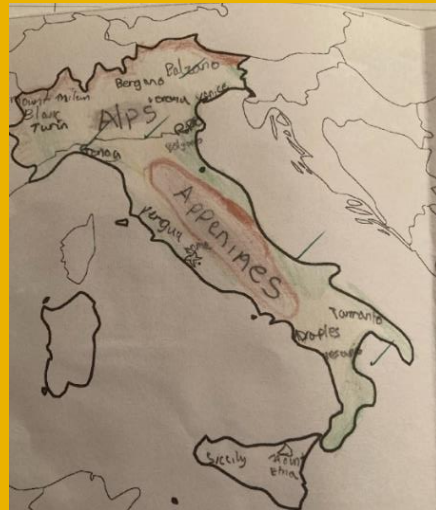
In other news, through Science we have been learning a lot about light and shadows. We learnt how light can be reflected through different materials and the reasons why we can use that for safety. We then designed our own safety posters explaining why reflective materials are useful. Also, we have been learning about protecting ourselves in the sun and how dangerous the sun can be.



Year 4 – In PE, this term the children have been learning about and practising different types of rolls, holding various balances and performing jumps on the floor and off the equipment. The children also learnt the importance of body tension, strength, co-ordination as they have practiced performing these skills with finesse.





In Geography, we have continued to learn about European countries and have focused our attention on Italy. We used atlases and the internet to find out the population of the major Italian cities as well as identifying the mountain ranges within the country.



In DT, we used our knowledge of historical chariot designs and our own CAD design from the previous lesson to measure and cut our doweling accurately and worked together assemble our chariots ensuring that it met the criteria. Our chariot needed to: have 4 wheels, components that moved and strong and large enough to hold an object.



In Science, we have been electricians by completing circuits and investigating switches.



Year 5 – We had a very exciting morning on 28th June. We were visited by athletes Nerys Pearce and Courtney Orange who told us all about their achievements and reminded us how important it was to try our best and believe in ourselves. We also got to take part in some activities whilst supporting each other through the circuits!



In our English lessons we have been looking at performance poetry, thinking about what makes a good performance poem and how we can use language features to write our own. For our own poems we researched one of Henry VII wives and wrote a poem about their marriage to the King and their life. Here are some examples.

Friday 5th July 2024
 To: To compose my own performance poem

Divorced, Beheaded, Died,
 Divorced, Beheaded, Survived
 This is how they ended their poor lives,
 All were sadly Henry's pretty wives

Young Katherine Parr was love,
 Old Henry her husband was poor,
 Her days weren't by too quick,
 Did she ever raise a conflict?
 She did a couple of times,
 Neither raised a scandal,
 Poor Katherine Parr became a widow,
 Her head now became hollow

Divorced, Beheaded, died,
 Divorced, Beheaded, Survived.
 This is how they ended their lives,
 All were sadly Henry VIII wives

Friday 5th July 2024
 To: To compose my own performance poetry

Divorced, Beheaded, died,
 Divorced, Beheaded, survived,
 This is how they ended their lives,
 But all were Henry VIII's wives.

Genevieve Seymour was number three,
 She buzzed around with Henry like a bee,
 Both got along with their relationship,
 But Henry noticed a first big blip!
 Jane looked like a lady-in-waiting at court,
 When she had her child brought!
 After birth with Jiggly Jane,
 She began to get so lame,
 But then she died on 14th 27,
 And that time Henry saw her in heaven

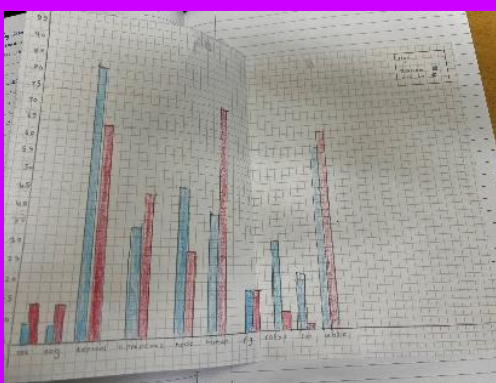
Some good ideas (and some funny ideas) there, Gemma!

Divorced, beheaded, survived
 This is how they ended their lives
 But all were King Henry VIII's wives

Anne Boleyn was number 2
 Beautiful Boleyn said "OUI OUI"
 When Henry said "WILL YOU MARRY ME?"
 They got married at night
 And Henry had a couple of wives
 Then Anne was a bit of a trouble maker
 But then Henry was killed with a sword
 So he started to pine a widow
 Anne's wife was the Dowry
 Henry did not listen to the priest
 Anne was taken to Tower of London for the execution
 Before her death she gave her last words
 Her life cut by a single blow but through her reign
 Her husband brought the new way through the night
 One wife number 3 he choiced

Super work
 Anwar

In our Science lessons, we have learnt about the phrase life expectancy and the different life expectancies of animals and factors that may affect animals including human's life expectancy. We recorded our data onto a graph to show the relation between life expectancy and gestation periods.



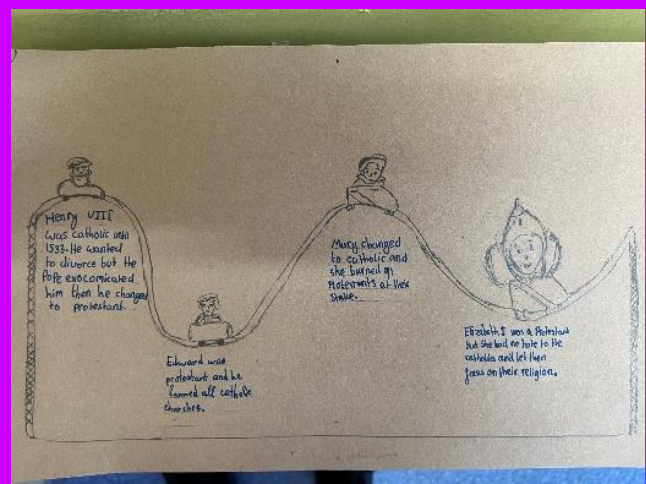
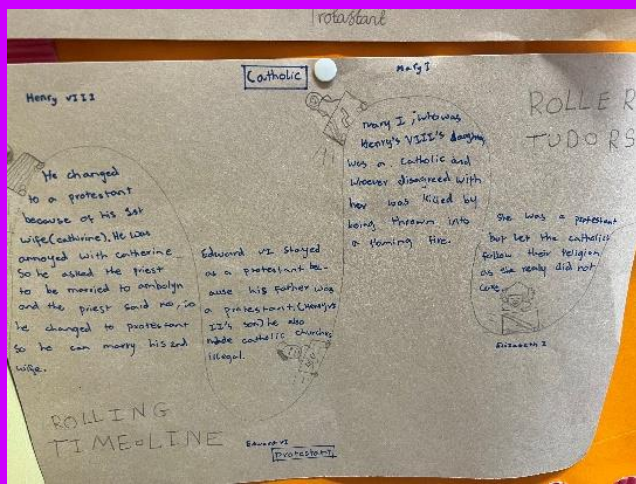
Friday 5 July 2024
 To: To understand what may have an effect on life expectancy
 To: To compare the life between the gestation and life expectancy

gestation	life expectancy
• cat	• 15 years
• dog	• 12 years
• elephant	• 70 years
• tiger	• 15 years
• horse	• 25 years
• pig	• 10 years
• rabbit	• 8 years
• fox	• 10 years
• whale	• 80 years

Humans life expectancy can decrease with age
 dogs rapid ageing

1. Humans can be longer and increasing
 2. It can be the shorter life expectancy
 3. They are more healthier
 4. Some are more shorter
 5. They can be the shorter life expectancy

During our History lessons, we have learnt about how and why Henry VIII created the church of England and the protestant beliefs. We then discussed how religion in England constantly changed between Catholics and protestants during the Tudor reign and represented the changes with a Tudor religion rollercoaster.



Year 6 - Lion King Production

On Wednesday evening, Year 6 performed their performance of The Lion King to parents and carers. Each and every child - both on stage and behind the scenes - impressed us with their confidence and star quality. They have worked so hard over the last few months and should be really proud of the end product - we are certainly very proud of them. Thank you parents and carers for your support and for coming to see the show.



West Wittering Beach Trip

On Tuesday, children were very lucky to visit West Wittering beach. Although the weather was not on our side, fun was had by all. Children paddled in the sea and splashed around with their friends, played in the sand and even had a game of football. Adults on both coaches got to enjoy two hours of wonderful singing too. We know that the memories made will last a lifetime.



Children have really impressed us this week with their own interpretations of Edvard Munch's The Scream. They used a variety of materials to create the colourful and abstract background and then inserted their own shocked expressions into the foreground.



Children have continued their learning about rivers this week and learnt all about the process of erosion and deposition. They learnt that this is what makes meanders and ox-bow lakes form. We looked at satellite images of rivers over time to see how the course of the river changes due to the process of erosion and deposition. Here is some of the work produced.

Friday 5th July 2024
 L.T. To use atlases and maps to identify the key features of a river system.
 Why don't rivers travel in straight lines?
 They have to avoid obstacles as they flow downhill. People have altered river courses over time. Erosion and Deposition can change the shape of a river.
 Erosion - When something wears away.
 Deposition - To take something and put it down.

Oxbow lakes
 As meanders grow, sometimes the water can erode away so much of the river's banks that two meanders will merge together. When this happens the water will take this newer, shorter route and not travel around the previous course.

Over time, deposition of the river's load will block off the old part of the river, and an oxbow lake will form.

Legend:
 - Fastest current sections
 - slowest sections
 - Deposition
 - Lateral Erosion
 - Deposited
 - Eroded

Over time, I think that the water will erode the cliff top and bottom.

Create a key to show where erosion and deposition occur in the river below. Then explain what is happening to the river at point A, B and C.

	Erosion	Deposition
A	A is erosion but A is moving much more quicker. It is also wearing away the river bank.	
B		It is slow moving because it has less energy it is picking up the rocks making the river deeper.
C		This is in the Lower Course. It is quick moving and it is wearing away the river bank.

What learning challenged you the most this year?

What are you reading at the moment and would you recommend it. Try and read a variety of genres over the holiday?

Take time to rest, recover and relax over the holidays.

The APS Times will be published on the website next week

The APS Chronicle, written by the children will also be published next week. Look out for both on the website at www.alexandra.hounslow.sch.uk

Have a wonderful holiday, take care and look after each other.

Information on free holiday activities for children can be found at <https://www.alexandra.hounslow.sch.uk/index.php/news/news-detail/summer-activities-2024>

The autumn term 2024 begins for children on Wednesday 4th September at the usual time. We look forward to seeing you then.

