

# Alexandra Primary School

## Aspire, Perform, Succeed



News: 14<sup>th</sup> June 2024

### Message from the Head Teacher

Hello Parents and Carers,

We are pleased to say that the swarms of bees that school experienced in the Nursery playground in May were successfully rehomed into two new hives and we have heard that they are doing well. Ironically this occurred on World Bee Day. Swarming is a natural process. It is the colony reproducing, by the old queen leaving with some of the bees. They leave their hive and find somewhere to hang in a cluster until the scout bees decide on their new home.

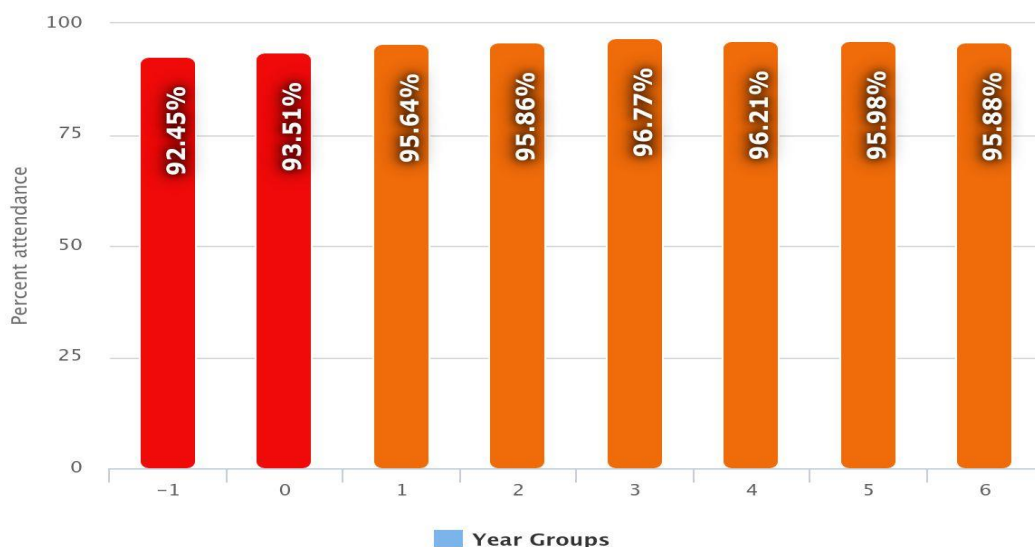


Most swarms occur on warm sunny days from May to the end of July usually between 11am – 4pm. Often there is a peak on a fine day after poor weather when temperatures approach the high teens. A real honey bee swarm can be extremely dramatic involving many thousands of bees in a large noisy cloud. Once settled we did not want to disturb them and contacted local bee keepers who came and put the cluster into a box or two and removed them from school safely.

We are pleased to announce that school has been awarded the gold travel for life accreditation. This is recognition of the hard work and commitment to safe and sustainable travel.



School attendance has been 95.9%. The National Average for primary schools is 93.3%. The chart below shows school attendance since September.



A huge thank you to parents who attended the recent coffee mornings. This provided lots for us to discuss and hopefully take forward in terms of workshops, opportunities for parents to support in school and for fundraising. Thank you for engaging and we look forward to planning more of this type of event.

At times, you may want to discuss concerns and issues with class teachers. You can email using [office@alexandra.hounslow.sch.uk](mailto:office@alexandra.hounslow.sch.uk) or telephone on 020 8570 6826.

Year Group Leader emails which can be used for general concerns:

Nursery at Alexandra Primary School [nursery@alexandra.hounslow.sch.uk](mailto:nursery@alexandra.hounslow.sch.uk)

Reception at Alexandra Primary School [reception@alexandra.hounslow.sch.uk](mailto:reception@alexandra.hounslow.sch.uk)

Year 1 at Alexandra Primary School [year1@alexandra.hounslow.sch.uk](mailto:year1@alexandra.hounslow.sch.uk)

Year 2 at Alexandra Primary School [year2@alexandra.hounslow.sch.uk](mailto:year2@alexandra.hounslow.sch.uk)

Year 3 at Alexandra Primary School [year3@alexandra.hounslow.sch.uk](mailto:year3@alexandra.hounslow.sch.uk)

Year 4 at Alexandra Primary School [year4@alexandra.hounslow.sch.uk](mailto:year4@alexandra.hounslow.sch.uk)

Year 5 at Alexandra Primary School [year5@alexandra.hounslow.sch.uk](mailto:year5@alexandra.hounslow.sch.uk)

Year 6 at Alexandra Primary School [year6@alexandra.hounslow.sch.uk](mailto:year6@alexandra.hounslow.sch.uk)

The Year Group Leader may answer directly or ask a class teacher to phone you.

If you need to contact the school office regarding absence or medical appointments, please use the office email – [office@alexandra.hounslow.sch.uk](mailto:office@alexandra.hounslow.sch.uk).

**And don't forget:**

In June we have...

**National School Grounds Week - 13<sup>th</sup> to 17<sup>th</sup> June**

<https://nationaltoday.com/national-school-grounds-week/#:~:text=National%20School%20Grounds%20Week%20is,hard%20to%20maintain%20the%20grounds.>

**The UEFA European Football Championships begin 14<sup>th</sup> June to 14<sup>th</sup> July**

<https://www.uefa.com/euro2024/fixtures-results/#/d/2024-06-14>

**Insect Week - 24<sup>th</sup> June to 30<sup>th</sup> June**

<https://www.insectweek.org/>

**Thought for the week:**

**Winners lose much more often than losers. So if you keep losing but you're still trying, keep it up! You're right on track.**

**Question of the week:**

**Is there more happiness or sadness in the world?**

## Rights Respecting Article

**Article 32 Child labour** – Governments must protect children from economic exploitation and work that is dangerous or might harm their health, development or education. Governments must set a minimum age for children to work and ensure that work conditions are safe and appropriate.

**Article 35 Prevention of sale and trafficking** -Governments must protect children from being abducted, sold or moved illegally to a different place in or outside their country for the purpose of exploitation.

How many reasons can you think of why children should be protected from working, especially in dangerous conditions?

Did you think of these?

Their family should have a good enough standard of living without them working.

Children should be in education.

Their health and safety should be protected.

Children's views and best interests should be considered.

Other harm could come to them in the workplace.

It could lead to further exploitation or trafficking.

They should have time to be a child and have all their rights.

They should have time to rest and play, and to develop their talents.





Nursery – This week we are reading the story ‘Sharing a Shell’. The children have been using sentences to talk about what they can see in the pictures. The children have been using the words ‘full’ and ‘empty’ to describe the capacity of different objects. In Phonics, the children have been making the ‘o’ sound. They practised this as they played with the orange octopuses. The children have also started taking on the role of special helper. Everyday four helpers carry out extra responsibilities around the Nursery, such as organising the water bottles and name cards.



Reception – The children have been busy using their fine motor skills this week whilst being creative and learning about minibeasts.

In Math's, as part of their learning about shapes, the children have tessellated hexagons to represent bees honeycomb and then using finger paints decorated the honeycomb with bees then adding the details of the wings and stripes.

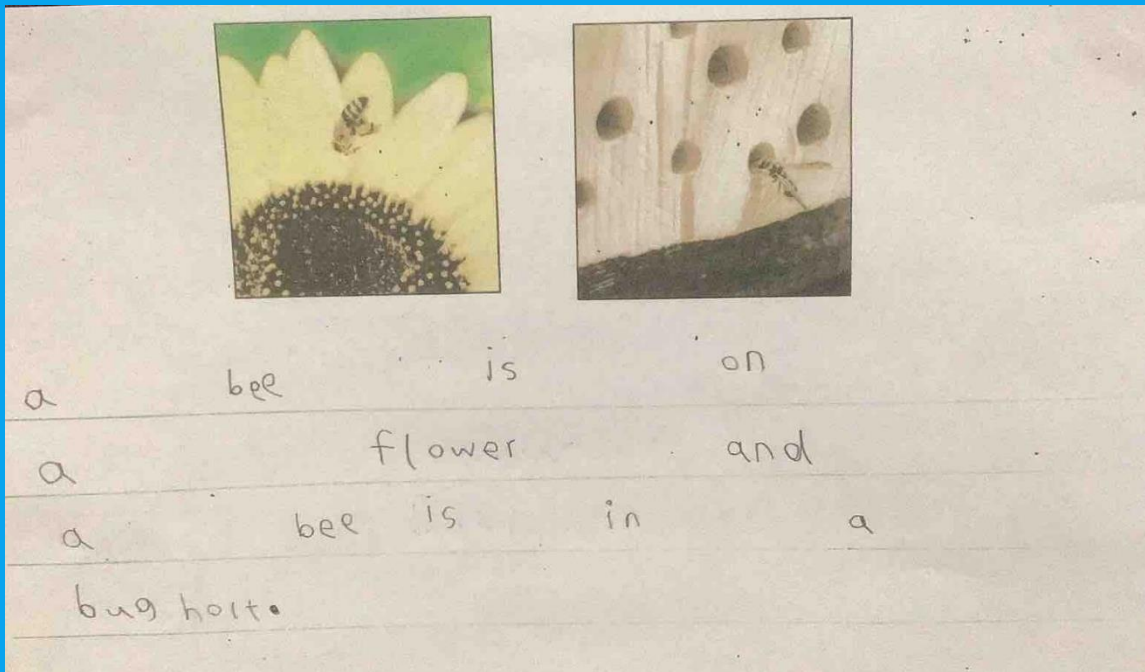


Rolling, pinching and moulding are key activities to strengthen children's fingers. The children have had opportunities to use playdough to create and enhance minibeast pictures.

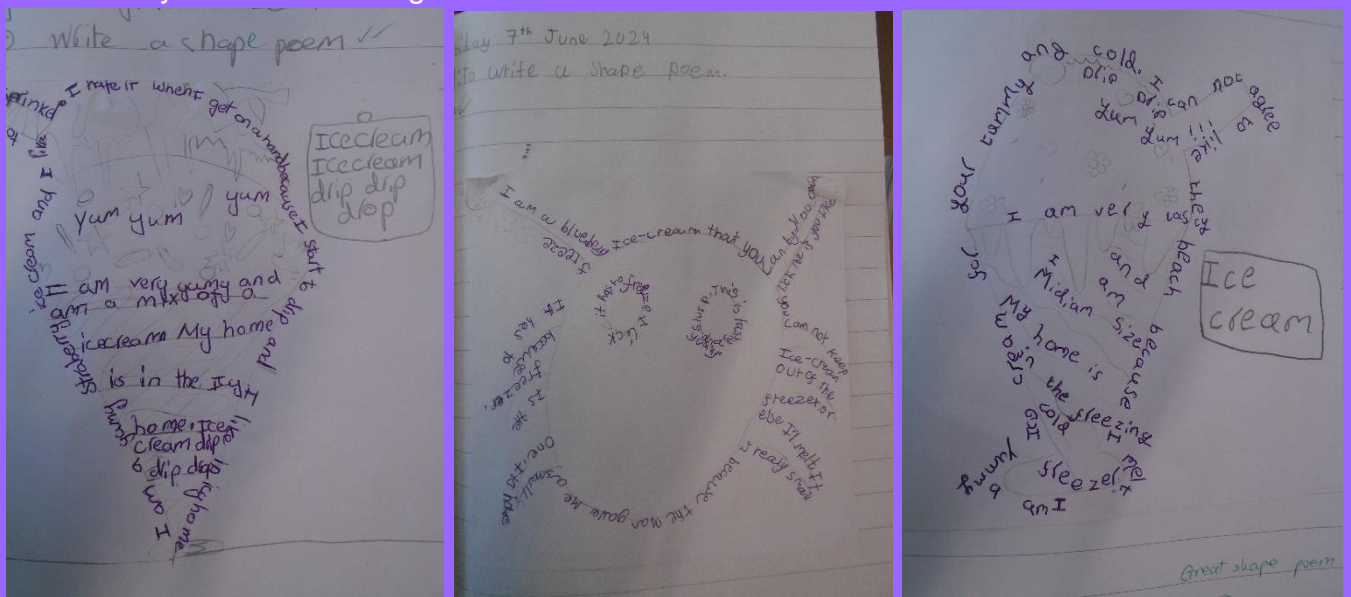
Painting bees has been fun, taking care to add detail to our paintings.



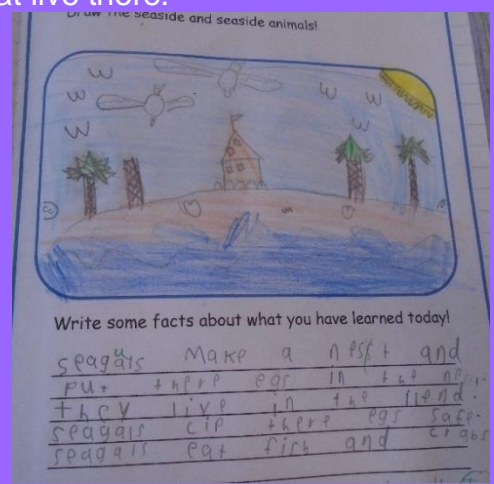
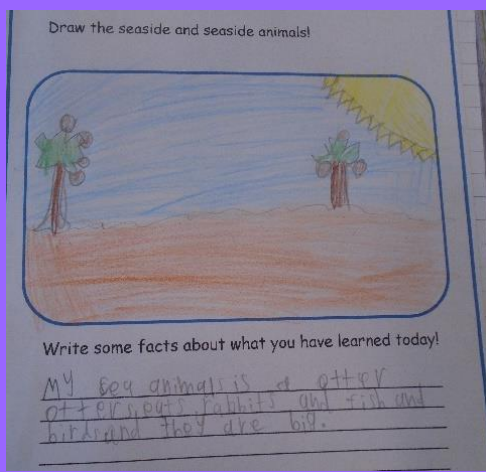
The children have also had opportunities to use their phonic knowledge to write about bees.




Year 1 – We have started a brand new topic - The seaside! We started the topic by writing some seaside shape poems. We remembered how poetry is different to story writing and we learnt how shape poetry is different to different forms of poetry. Shape poems were so fun to write as they combine our English skills with creative flair.



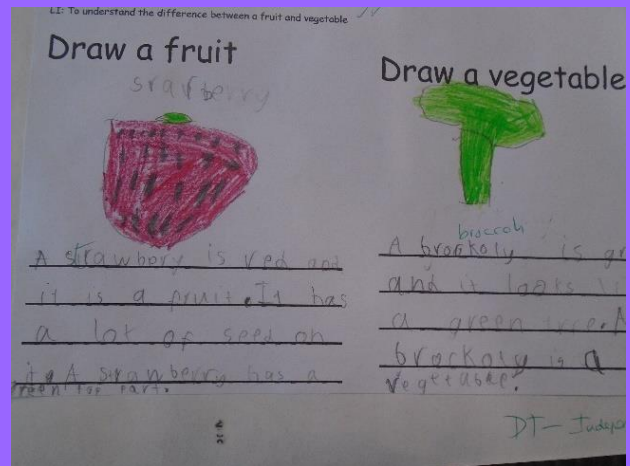
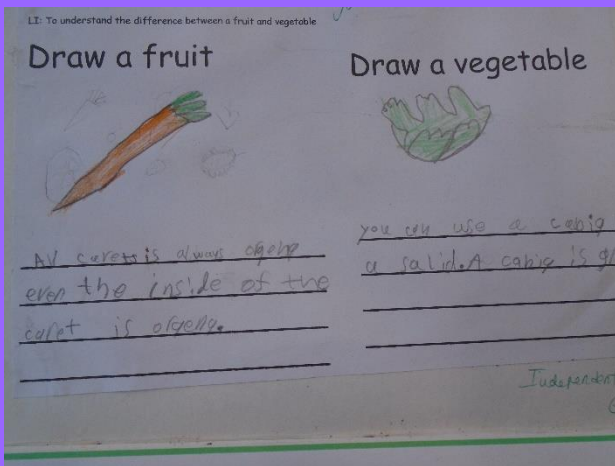
In Geography we have been learning about the features of the seaside. This week we created pictures of the seaside and described the animals that live there.




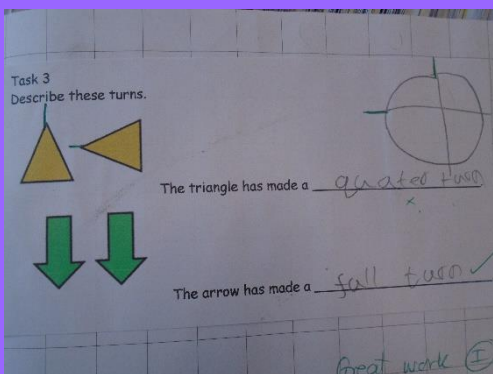
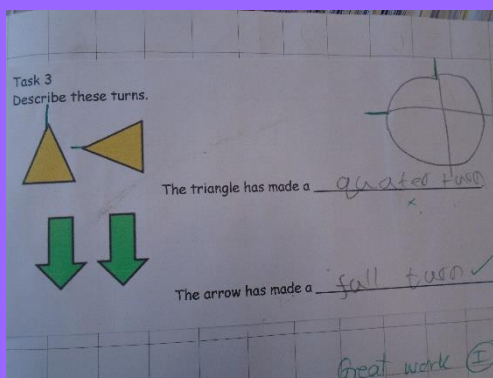




In DT we are learning all about fruit and vegetables, as this term we will be making our own fruit kebabs! Last week we thought about the differences between fruit and vegetables and we were able to group them.



In Maths we learnt about full turns, quarter turns, half turns and three-quarter turns. We first practised by turning our bodies and then we practised in our books.





Year 2 – As we have been investigating plants, we decided to visit Kew Gardens. We had a lovely day, which involved us being mini plant investigators. In groups, we explored lots of fascinating plants, how they grow and what changes a plant may go through, depending on climate, food, water and general care. We thoroughly enjoyed investigating different parts of a plant and looking closely at different plants through a microscope.



In Science, we have been investigating plants. We carried out an experiment to see which conditions would make our plants grow the best. We planted some seeds and as a fair test we used the same amount of soil and seeds. We labelled our pots and put them in different growing conditions, such as; in the dark, on the radiator, outside, no water and with water.



For English, we have been learning about poetry. We looked at the features of a poem, syllables, rhyme and rhythm. We used the poem 'The Day I went to Sea' as a stimulus and looked at the repetition of the poem. Next, we decided to use the structure of this poem to create our own version of 'The Day I went to Sea'. We had lots of fun reading and performing our poem to the rest of the class.





## Year 3


In recent weeks we have been having huge amounts of fun with our learning. Firstly, we went on an amazing school trip to Ufton Court. We spent the day learning about different aspects of Ancient Greek life.



To begin with, we learnt about Ancient Greek crime and punishment and looked into a story about a person who stole someone's loaf of bread. We had to act as judges and jury and decide about what to do with the bread thief. Afterwards, we participated in our very own Olympic games! We learnt how the Greeks would perform wrestling (child-friendly for us); spear and discus throwing and finally we ended with a tug-of-war between Athens and Sparta, with Sparta winning!



When we have been in school, we have been learning about identifying different angles in our Maths lessons. We learnt about acute and obtuse angles and about how we can identify these from some examples. Then, when we came to class, we found our tables covered in loads of different angles and we had to work together to label which were acute or obtuse.



Finally, you would have seen our amazing Greek Vases that we had designed and crafted through our Art sessions. We learnt all about the different Greek designs for our vases and had some practice goes at making them using some playdough.

Having practiced our skills, we had to use terracotta clay to construct our vases before painting on our designs. The clay was tricky to use because we couldn't make it too dry! Some of us were even lucky enough to include some handles to help carry the vase.

Once our vases were dry, we painted our pictures on them, which we had chosen based on our very own Greek Myths that we wrote during our English lessons.



Year 4 – On Monday 10th June, we travelled to Upton Court in Berkshire to explore the world of the Romans. They were given the opportunity to learn how Britain was part of the Roman Empire for over three and a half centuries, experience elements of culture and life in Roman England and ask and respond to questions about contrasts, connections and trends. This fantastic opportunity gave the children a chance to learn about and explore the life of the Romans in a new and exciting context.



My bot design

What my class bot will be able to do:

My Bot will be able to Help Help clean and take over the Job's in the school and the job that Teachers dont want to do and if they are not there Then my bot will take over them and play Spactly.

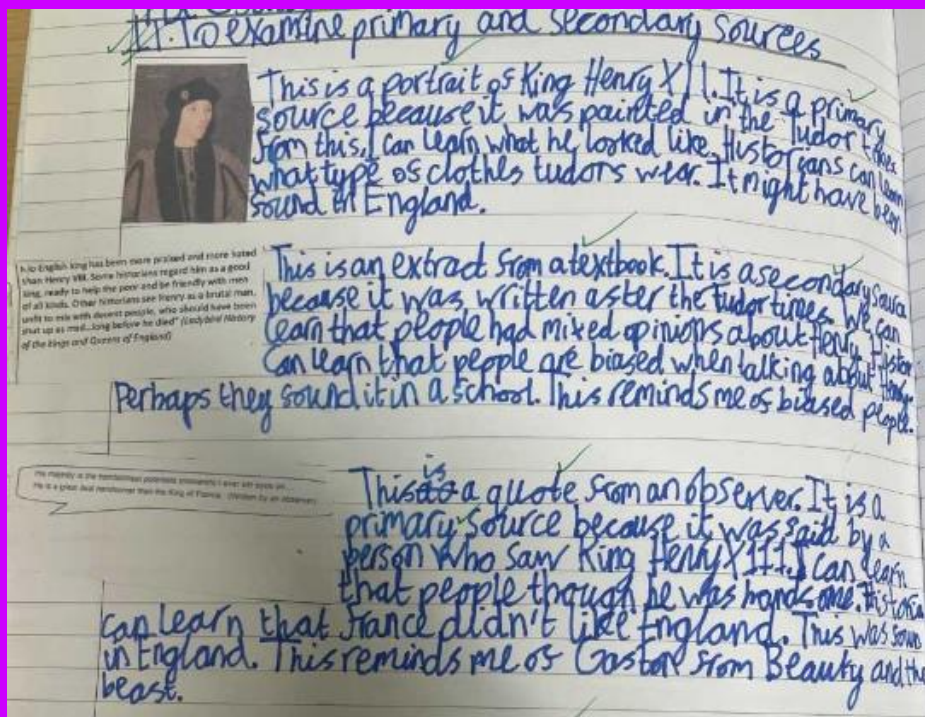
How this will benefit our class:	What are the risks:
My Bot Give the School By cleaning and Teaching and taking over the Job the Teacher dont want to do	That if you leave it on it will listen to your conversation and it will tek to ather Bot or you could say Mamma Be

© Know Primary™ 2021 stop listening

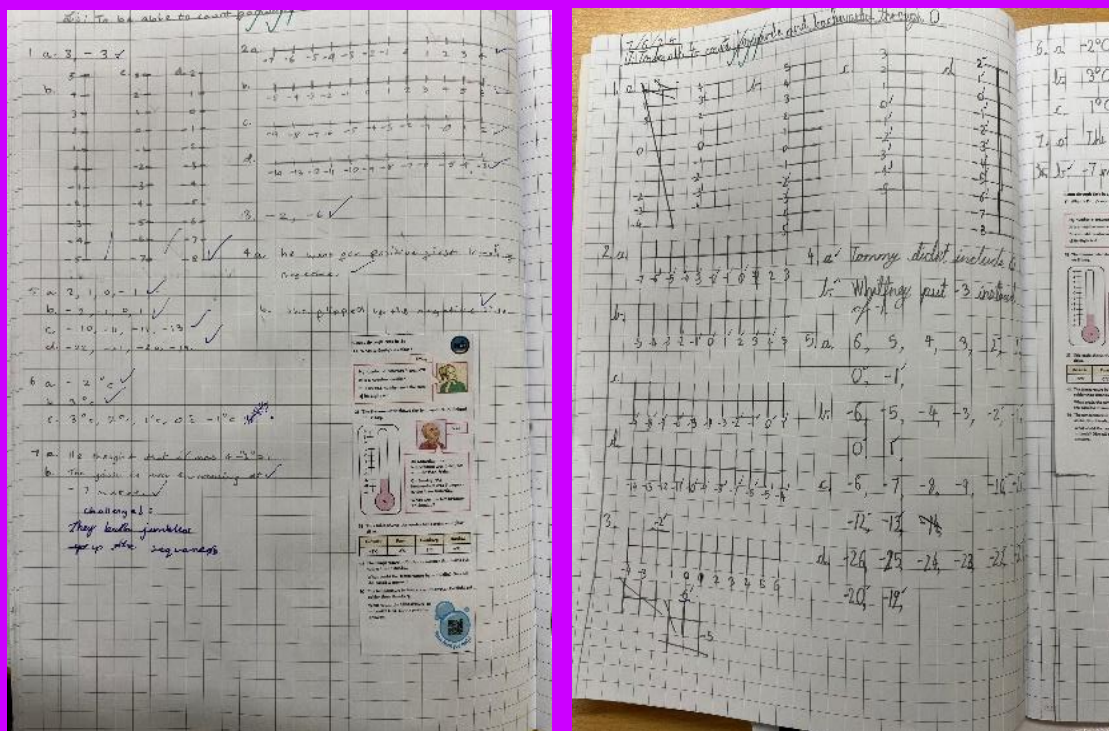
This week in Computing we have been thinking about our online safety and sharing what we already know about searching on the internet. The children were introduced to the term 'bot' and we discussed where we might find this programmed technology that is automatically programmed to hold life-like human conversations in our homes. The children created a list of the different examples they had at home such as: smartphones or TVs with Siri or Google Assistant. Smart devices, such as Amazon's Echo Dot. They discovered that humans do not monitor some chat functions; a bot automatically does them. The children created their own bots.







In Maths we have looked at negative numbers. We have counted through zero and in multiples. We looked at how we use negative numbers in real life situations



### Hampton Court






We had an exciting day, visiting Hampton Court to learn more about the Tudors. We visited the Tudor kitchen, Henry's apartment and the chapel. We had an educational session all about the life of Henry's court, the rich and poor and the jobs at Hampton court.





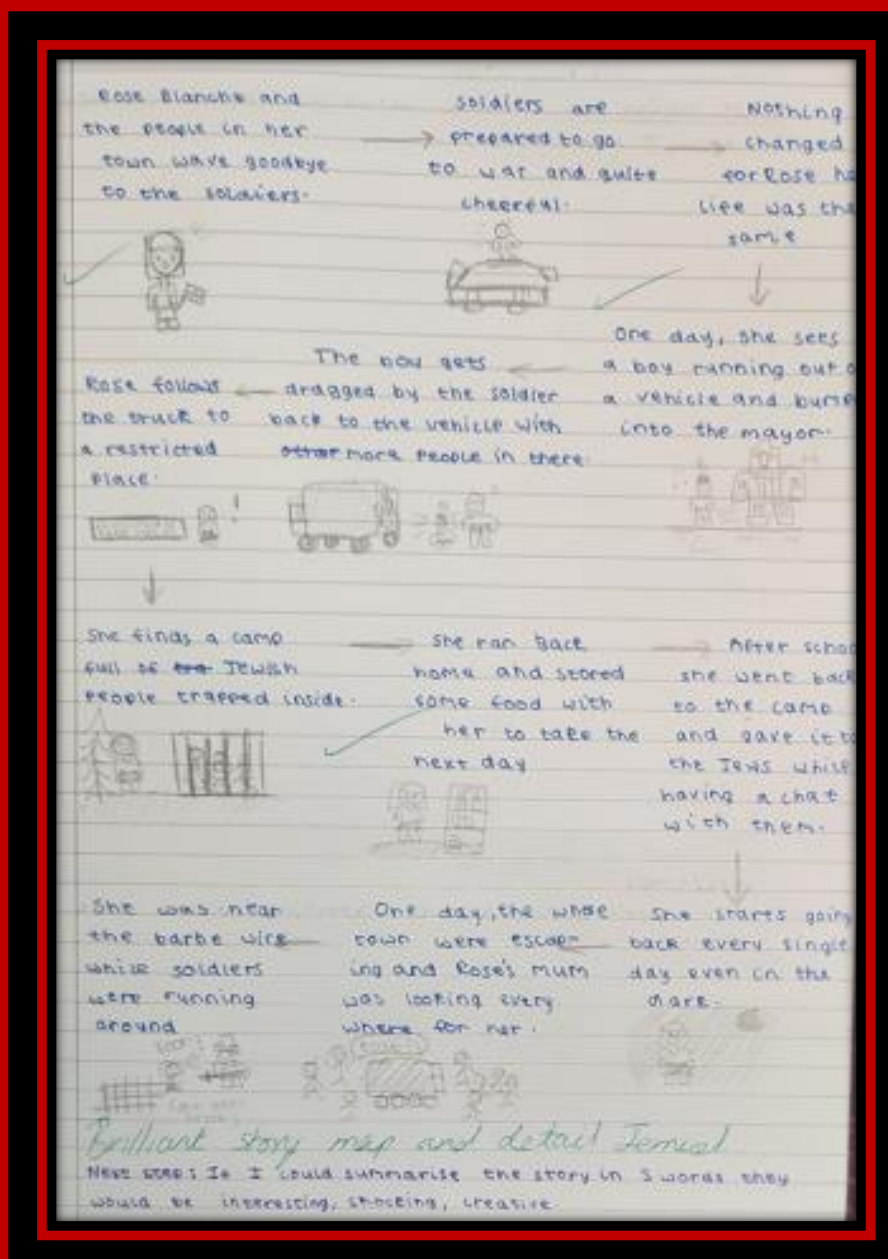
In D&T we have started our creation of sewing replica Tudor cushions. To begin this, we have planned our possible designs for the front and back of the cushions using ideas such as; initials, animals or Tudor patterns.



Year 6 - We have been a hive of activity as we prepare for our end of year production: The Lion King. All children have been assigned a role or responsibility and we have been working hard as a year group team to rehearse and make scenery and props. We cannot wait to share it with you in July.



In English, children have been writing their own version of the picture book, Rose Blanche. We have worked hard in our lessons to build vivid descriptions for each page and used a variety of techniques to hook the reader in and make them want to read on.



Last Thursday afternoon, some of the children got the opportunity to meet key members of staff from their new secondary schools. We had visitors from Lampton, Kingsley and Green School for Girls who joined us in the hall for the afternoon to chat to the children about secondary school life and answered some of their questions. All children now look forward to visiting their secondary schools for transition day in July!

This term, children will be stepping back over 2000 years in History to discover who the Ancient Maya people were and what their lives were like. Last week, we located the countries in Central America where the Maya built their civilisations and learnt about some of their key achievements and why they are remembered today. This week, we have been learning about how integral Maya religion and Gods were in their day to day lives and creating a fact-file about our chosen Gods.



# WELCOME TO THE MAYA CIVILISATION

## WHO WERE THE MAYA PEOPLE?

The Maya People were an ancient civilisation from over 2000 years ago! They were very advanced for their time and lived in organised cities. Their culture started at around 2000 BC and were clever and religious people.


## WHERE DID THEY LIVE?

Their large empire spreaded all around Central America. That included Guatemala, Belize, Honduras, El Salvador and the South of Mexico. They built amazing temples, palaces, monuments and cities!



## WHAT WAS SO SPECIAL ABOUT THEM?

The Mayans were special in so many ways. They developed a counting system and valued learning! They developed a writing system with around 800 glyph glyphs. Not only that but they invented calendars and studied the stars as well as the planets. The Maya people ~~are~~ <sup>were</sup> really intelligent people and were advanced.



## Maya Gods Fact File



The Mayan people believed that in many gods, including: Itzamna, Ix Chel, Maize God, Yumil Kaxob and Chac. The Mayan people would perform sacrifices by playing games. Their religion was a part of their lives and the Mayans would show lots of things to prove their faith.

✦ This God is called Yumil Kaxob who is the owner of crops. He would wear a headdress with an ear of maize. Yumil Kaxob was a very special people because they were maize was 80% of their diet and they relied on the harvest being successful.

## Why Were The Maya Priests So Important?



The Maya priests were very important because they were holy men. Priests were known for being able to communicate with the Gods. These holy people are able to tell people how they should live their lives: who to marry, who to sacrifice and who to trust.

## Ix Chel And Itzamna

Itzamna is one of the creator Gods. He invented writing and showed others how to learn. He is portrayed in human form as an old man with no teeth and a large nose. Ix Chel is the Goddess of childbirth, healing and the moon. She is the wife of Itzamna and the mother of many Gods. She is capable of causing floods and drought. She is also portrayed in human form like Itzamna.



In Art this term, children will be developing their photography skills. This week, we kicked off the learning by creating a photomontage using cut outs from newspaper and magazines. The classroom floors were a sea of newspaper but we were so impressed by the creative end result!



At APS we talk about the values that underpin our school aims.  
This one is about being Reliable.

Alexandra children, staff, parents and carers learn that if you are trustworthy you can be relied on to do the right thing. We learn that trust is not giving in to temptations or wants. We learn that trusting people is part of everyday life. We know that being reliable will allow us to succeed in life at school and beyond.

What learning challenged you the most this week?

What are you reading at the moment and would you recommend it?

What book or author would you recommend to a friend?

