

Year 2	Monday	Tuesday	Wednesday	Thursday	Friday
English	LI: To write command sentences.	LI: To create a story map.	LI: To write my own story.	LI: To edit a story.	LI: To read your own story.
Key vocabulary and key questions	<p>Key Vocabulary: command exclamation mark verb bossy</p> <p>Key Questions: What do you notice about these sentences? What is a command? What bossy words can you think of? Which sentences are commands?</p>	<p>Key Vocabulary: Paddington change venue</p> <p>Key Questions: Where did we decide Paddington would visit? What might happen to Paddington at Buckingham Palace?</p>	<p>Key Vocabulary: recap beginning story map next</p> <p>Key Questions: What happened at the beginning of our story?</p>	<p>Key Vocabulary: edit punctuation spelling grammar sense conjunctions</p> <p>Key Questions: Does your story make sense? Have you used Capital letters, full stops, exclamation marks, question marks? Have you checked your spellings? Have you included adjectives, conjunctions?</p>	<p>Key Vocabulary: expression</p> <p>Key Questions: What parts need expression?</p>
Introduction	Look at examples of command sentences. What do you notice about them? What is a command? Discuss. Children to write a command on w/b. Read and decide if sentences are questions or commands.	Recap the story of Paddington going to St Paul' Cathedral. Where did we decide Paddington would visit instead? Buckingham Palace. Watch Buckingham Palace tour.	Recap what happened at the beginning of the story. Share write the beginning of the story. What is going to happen next - look at your story maps.	Use an example of a child's story on the board to edit as a class - using checklist.	Children to read through their story. Children to read their story to their partner - thinking about expression.
Activities	Children to write their own commands. Extension: Change their commands into question sentences.	Children to complete a story map including the changes to venue and what might happen.	Children to write their own story.	Children to edit their stories using checklist.	Volunteers to read their story to the class or teacher to read if required.

Year 2, Weekly overview					
Maths	LI: To solve addition problems	LI: To solve subtraction problems.	LI: To solve multiplication problems.	LI: To find the difference (money)	LI: To solve word problems.
Key vocabulary and key questions	<p>Key Vocabulary: addition problems solve bar model equals equations word problems</p> <p>Key Questions: What are the steps for addition? Have we correctly drawn the tens and ones? Can we use a bar model to help us solve problems? Can we solve a word problem?</p>	<p>Key Vocabulary: subtraction problems solve bar model equals equations word problems</p> <p>Key Questions: What are the steps for subtraction? Have we correctly drawn the tens and ones? Can we use a bar model to help us solve problems? Can we solve a word problem?</p>	<p>Key Vocabulary: multiplication equals equations array bar models word problems</p> <p>Key Questions: Are these equations the same? How can a clock help us to count in 5s? What is an array? Can we write an equation for this array? Can we draw an array for this equation?</p>	<p>Key Vocabulary: difference money coins notes pence pennies pounds total</p> <p>Key Questions: Can we identify these coins? What is the total of these coins? How much does each child have? Who has the most? What is the difference?</p>	<p>Key Vocabulary: word problems solve addition subtraction multiplication</p> <p>Key Questions: What other words do we know for - addition, subtraction, multiplication? What is the key information? What is it asking us to do?</p>
Introduction	<p>What are the steps for addition? Discuss and list on the board. Solve the equation on the board. Go through together and discuss any misconceptions that arise. Solve a problem using a bar model. Solve a word problem -</p>	<p>What are the steps for subtraction? Discuss and list on the board. Solve the equation on the board. Go through together and discuss any misconceptions that arise. Solve a problem using a bar model. Solve a word problem -</p>	<p>Discuss the problem on the board, are the equations the same? Show through working out how to answer how a clock can help us to count in 5s. What is an array? Can we write the equation for this array? Can we draw an array for this equation?</p>	<p>Identify the coins. Discuss how we can check. Children to find the total of the coins. How much does each child have, who has the most, what is the difference? Can we use a bar model to find the difference in amounts? Repeat with another word problem.</p>	<p>List other words known for addition, subtraction and multiplication.</p> <p>Discuss how to read through word problems, highlighting the key information for solving them.</p>

	identifying the key information.	identifying the key information.		Find the items with the greatest difference.	
Activities	Children solve addition equations, bar models, word problems.	Children solve subtraction equations, bar models, word problems.	Children solve a variety of multiplication questions - word, bar model, equations.	Children work through a variety of money problems - word, bar model.	Children solve a variety of word problems.





Please continue logging into Doodle Maths and keep up with your Times Table Rockstars regularly.

Reading		
<p>Children read for 20 minutes each day. Read different text genres: a biography, classic novel, adventure story, poems, newspaper, cultural story. Complete the tasks set for you on Bug Club, Collins E-Books, Reading Plus, Doodle English, PiXL Unlock: continue logging in and completing your usual activities.</p> <p style="background-color: yellow; display: inline-block; padding: 2px;">This week's reading focus is:- 6: Repairing breakdown</p>		
<p>LI: To apply my knowledge of suffixes Task - Teacher guides students on the suffixes er, ed, est and ing. Students practise creating new words using the suffix</p>	<p>LI: To apply my knowledge of prefixes Task - Teacher guides students through the prefixes pre and re. Students practise creating new words using the prefix</p>	<p>LI: To apply my knowledge of prefixes and suffixes Task - Students independently complete the suffixes and prefixes worksheet.</p>
Science	Art	History
<p>LI: To review the method of a science experiment. Introduction – Children will recap the recent experiment they undertook regarding the growing of cress. Task - Children will write about the method they used to conduct their experiment.</p>	<p>LI: To design and make a pop-up card Introduction - Children will be shown a variety of pop-up cards and will be shown the steps to create one themselves. Children will discuss what errors might occur when creating their design and what might make their design successful. They will be shown a variety of festive imagery which they can use for their design or they can choose a theme of their choice. Task - Children will create a pop-up card.</p>	<p>LI: To consolidate what I know Introduction - This week, the children will be completing the 'What I have learnt' column on the KWL grid they completed in week 1. Task - To complete a centre page spread to show all that they have learnt and know.</p>
RE		PE
<p>LI: To understand why Jesus was sent to Earth. Introduction - Children will be learning about why Jesus was sent to Earth through the nativity story and everything they've learnt in this topic. Task - Children will be designing a heart with the reasons for Jesus being sent to Earth</p>		<p>L.I. To consolidate what I know and to perform good practise Introduction - This week, the children will be consolidating all skills taught during this term. Task - The children will complete a circuit of different activities where they will have to demonstrate a different skill for each one.</p> <p style="text-align: center;"><i>Reminder: Earrings and other jewellery are not to be worn during PE lessons.</i></p>

Christmas Holiday Homework

Dear Parents and Carers, please note many of the activities below require research. As some of the links are online, please remind your child to practise online safety and work alongside your child to complete their homework when online where possible. We are asking for the children to complete the activities within the grid above to the best of their ability. Please upload complete homework to Google Classroom as you complete it or by Friday 10th January 2025.

Doodle English: Work hard each day to turn your tracker green. Log onto to Doodle and complete the English and spelling tasks.

Reading	Mathematics – TT Rockstar	History – Kings and Queens
<p>Please read with your child every day for 20 minutes. Please take time to read for pleasure. Reading is a relaxing activity to do and reading helps so much with all subjects. Encourage your child to read books – both fiction and non-fiction, magazines, comics and poetry. Read something that interests you and most of all, enjoy reading!</p> 	<p>Log onto TT Rockstar maths and practise your times tables.</p> 	<p>Find out about Elizabeth II and Charles III ready for our topic on Kings and Queens after Christmas.</p> <p>Create a fact file and write three facts that interested you about Elizabeth II and Charles III., e.g. did you know that Elizabeth II is the only person in the UK who could drive without a driving licence?!</p> <p>Here are some websites to start your research:</p> <p>https://www.funkidslive.com/learn/top-10-facts/top-10-facts-about-the-queen/</p>
Art	English	<p>https://londonducklings.co.uk/21-queen-elizabeth-facts-for-kids/</p> <p>https://www.natgeokids.com/uk/discover/history/monarchy/facts-about-the-king-charles-iii/</p> <p>https://planbee.com/blogs/news/king-charles-iii-facts</p> <p><i>Remember to always keep safe online and let your parents view the websites you are looking at.</i></p>
<p>Draw a portrait of King Charles III.</p> <p>Here’s a step-by-step guide on how to draw a face.</p>   <p>https://www.bbc.co.uk/teach/class-clips-video/articles/z6ytscw</p> <p>Below is a guide to copy a portrait of King Charles III</p> <p>A step-by-step guide to draw King Charles III</p>	<p>Find out about King Charles III by reading the PowerPoint. Pick out five key facts to write under your portrait of Charles.</p> <p><u>Bug Club:</u></p> <p>Log onto Bug Club using the logins in your planners. Read 3 different types of stories and write about your favourite. School Code: HH9G</p>	

1. Put these things in the correct place in **the table**.

laptop giraffe sausages
cat roast chicken paintbrush

living	dead	never alive

2. What does it mean if something **is dead**?

3. Think about the **seven life processes** (MRS GREN). Name **two things** that all living things do.

1. _____

2. _____

4. A camel has **big wide feet**. Explain how this helps camels **in the desert**.

5. A **polar bear** has a **thick layer of fat and fur**. Explain how this helps polar bears in the Arctic (polar region).

6. What does **microhabitat** mean? Give an example.

7. **Match up the animal** to the correct **habitat**.

giraffe

polar bear

camel

shark

polar regions

sea

desert

savannah

8. What is wrong **with this food chain**?



Explain what these **words mean**.

herbivore

carnivore

omnivore

10. Match the **animal** to the **correct group**.




herbivore

carnivore

omnivore

King Charles III



Who Is King Charles III?


Full name: Charles Philip Arthur George

Full title: Charles the Third, by the Grace of God of the United Kingdom of Great Britain and Northern Ireland and of His other Realms and Territories King, Defender of the Faith.

Date of birth: 14th November 1948

Date of accession: 8th September 2022 (formally declared 10th September 2022)

He was the first child of Princess Elizabeth, (later Queen Elizabeth II) and the first grandchild of King George VI.



Family

Parents




Queen Elizabeth II and Prince Philip

Marriages




Lady Diana Spencer
(married from 1981 to 1996)



Camilla, the Queen Consort
(married from 2005 to present)

Family

Children




William, Prince of Wales
(born 1982)




Prince Harry
(born 1984)


Grandchildren



Prince George
(born 2013)




Princess Charlotte
(born 2015)



Prince Louis
(born 2018)



Master Archie
Mountbatten-Windsor
(born 2019)



Miss Lilibet
Mountbatten-Windsor
(born 2021)

Education

When he was 8 years old, his parents decided that Prince Charles should go to school instead of being taught at the Palace by a tutor. He was the first heir to be taught this way.

He attended:

- Hill House School, West London;
- Cheam School, Berkshire;
- Gordonstoun, Eastern Scotland;
- Timbertop, Melbourne (Australia);
- Cambridge University, Cambridge.



Military Career

Prince Charles trained with the Royal Air Force (RAF) and served in the Royal Navy.

He began his RAF training while he was studying at Cambridge University. He then flew himself to the Royal Air Force College in Cranwell, Lincolnshire for further training.



1971 - Prince Charles trained as a pilot with the Royal Air Force.

1971 - In September, he began his service in the Royal Navy on HMS Norfolk.

1974 - Prince Charles qualified as a helicopter pilot.

1976 - He took command of HMS Bronington for his last nine months of service in the Royal Navy.

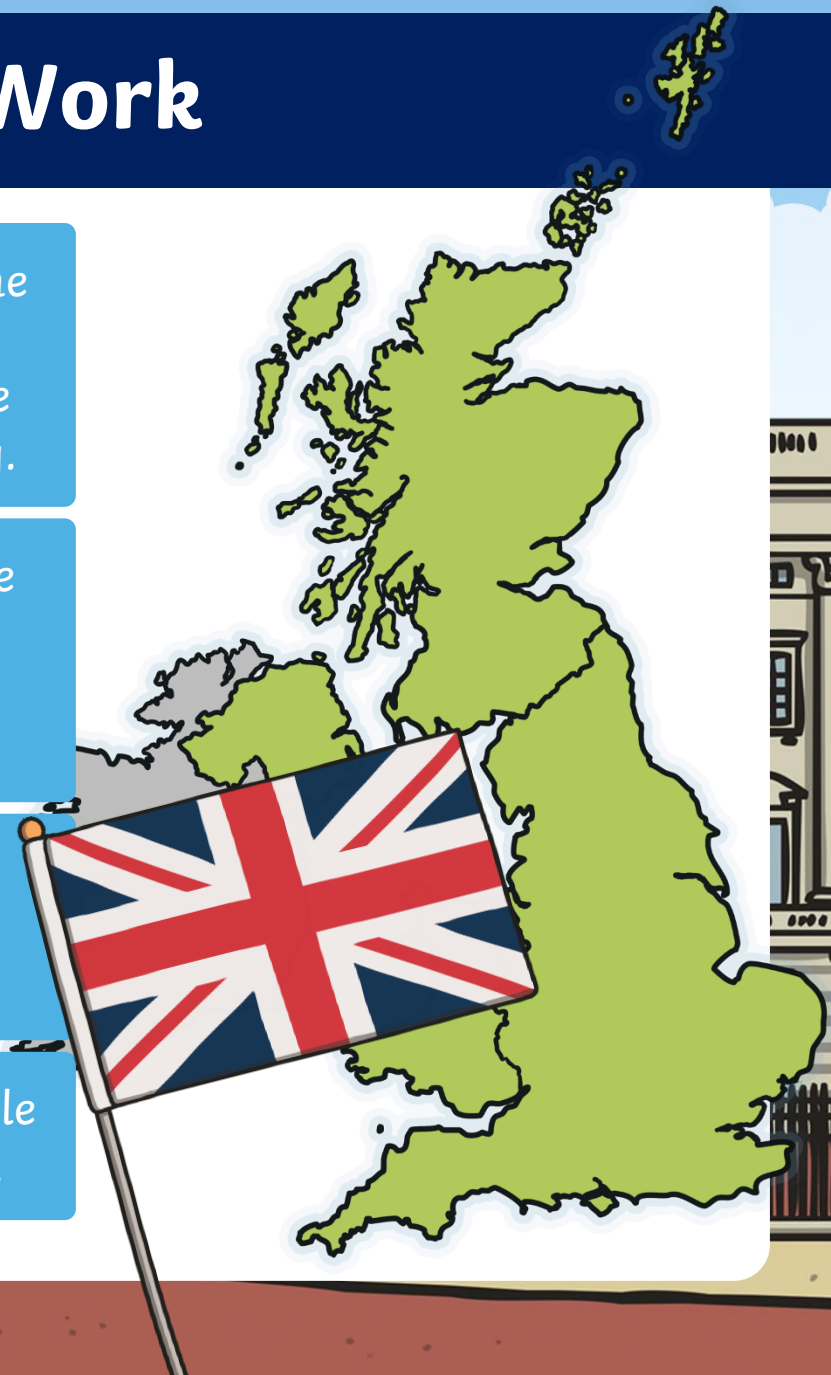
Charity Work

During the 1970s, Prince Charles used some of his own money to fund community projects, including a fishing club, a bicycle repair scheme and some lifeguard training.

In 1976, he founded The Prince's Trust. The aim of the charity was to help disadvantaged young people in the UK to have better lives.

In September 2020, the Trust announced that it had supported 1 million young people in the UK.

Today, it continues to support young people with education, training and employment.



Other Interests

During his time as the Prince of Wales, he was a supporter of many different charities, including The Royal Welsh College of Music and Drama, Scottish Wildlife Trust, The Royal Ulster Constabulary GC Foundation and Age UK.

Prince Charles founded a company called Duchy Originals to sell organic food products where all profits go to charitable causes.

He has raised awareness of environmental issues such as climate change and has promoted sustainability (ways of living that do not harm the environment).

He wrote a number of books, including the children's book 'The Old Man of Lochnagar'.


Becoming King

On 10th September 2022, he was officially proclaimed King at St. James's Palace in London.

This event followed the death of his mother, Queen Elizabeth II, two days earlier.

King Charles III became the oldest person to be named monarch in British history at the age of 73. Before him, the oldest person to take the throne had been King William IV at the age of 64.

He is also the longest-serving heir in British history. He had been heir to the throne for 70 years before he became King.



What Does a Monarch Do?

The monarch performs many different roles, including:

- opening new sessions of Parliament;
- having weekly meetings with the prime minister;
- hosting visitors, such as heads of state;
- giving royal assent to legislation from Parliament;
- awarding honours, such as MBEs, to members of the public;
- leading the annual remembrance event in November.



