

Year 4 Summer Homework – Frozen Kingdom

Homework

Dear Parents and Carers,

We are looking forward to welcoming you to Year 4 at the beginning of September. The details about your Summer project are attached below this homework grid. Our Autumn Term topic is 'Frozen Kingdoms.' We will be exploring frozen lands - both real and fictional - and the people and creatures who live in them. In preparation for this, we would like you to find out all about the life of an **Inuit child**. (Inuit is the name given to the native Americans who lived and live in the frozen north of the American continent.) Your new teacher would have explained a little about the project when you met them recently. We are asking for the children to complete **at least 3** of the activities within the grid below (Page 4) to the best of their ability. They can pick the **three activities** that interest them the most from any of the subject categories. Please note many of the activities above require researching about the '**Frozen Kingdom**' online. Please remind your child to practise online safety and work alongside your child to complete their homework when online where possible.

Remember, this is the first piece of work that your new teacher will see from you!

Make sure that you enjoy non-screen activities too - have fun with them as we all need to take a break from the screen! This homework will be due back in the first full week of the Autumn Term 2024-25 (week beginning 9th September.) Please feel free to upload some of the outcomes of your amazing activities onto google classroom.

Mr Cuell, Ms Padda and Mr Brain,
The Year 4 team.

Year 4 Summer Homework – Frozen Kingdom

Homework

Reading/Spelling and Grammar

Please read for at least 20 minutes every day and record this in your pupil planner as a reading log. Remember to bring your planner in every day in Year 4.

Your teacher will check and sign your planner every week when you are back at school.

Over the Summer holiday, aim to read different text genres such as: a biography, classic novel, adventure story, poems, newspaper or cultural story.

Who will be top of the leader board when we return to school?!



Try out a new book on Bug Club. This can be added to the reading that you do at home, which will go into your diaries.

Doodle – Log on to your account to reach your Green Target over the holiday in: English and Spell.

We will be checking to see who has accessed their account their account, the correct amount and achieved the most Stars in Effort.



Spelling and dictation – Create a dictionary of 10 words from the Year 3 and 4 statutory spellings list. (The list is on the next page). These 10 words should be ones that you find trickiest to spell or understand.

Remember to try to use these words in sentences to show that you understand their meanings.

Please go through them and:

- 1) be able to read them;
- 2) know what they mean;
- 3) look up the definition in a dictionary (What do they mean? Do they have more than one meaning?)
- 4) practise spelling them in fun ways;
- 5) put them into creative sentences.



Maths



Doodle – Log on to your account to reach your Green Target this week in: Maths and Tables.

We will be checking to see who has accessed their account, the correct amount, and achieved the most Stars in Effort.

Are you in the **green** yet?

Times Tables Rockstars:



Take part in the weekly Year 4 Battle of the Bands! It will help you to practise your multiplication facts as well as compete with the other classes!

You can also practise using www.timestables.co.uk for free. Test yourself and maybe compete with a family member.

Over the holiday, we would like you to:

1) Practise your TIMES TABLES and DIVISION FACTS.

Use your Pupil Planners to help. BBC Supermovers have the fun videos to help too.

TIMES TABLES				
1x1=1	2x1=2	3x1=3	4x1=4	5x1=5
1x2=2	2x2=4	3x2=6	4x2=8	5x2=10
1x3=3	2x3=6	3x3=9	4x3=12	5x3=15
1x4=4	2x4=8	3x4=12	4x4=16	5x4=20
1x5=5	2x5=10	3x5=15	4x5=20	5x5=25
1x6=6	2x6=12	3x6=18	4x6=24	5x6=30
1x7=7	2x7=14	3x7=21	4x7=28	5x7=35
1x8=8	2x8=16	3x8=24	4x8=32	5x8=40
1x9=9	2x9=18	3x9=27	4x9=36	5x9=45

Year 4 Summer Homework – Frozen Kingdom

Extra Reading Challenge

We would like the children to take some photos of themselves reading in unusual places!

These can then be used as a display within the year group to help show how amazing reading can be, no matter where you may be.
 Examples for photos could include; buried in the sand on the beach; riding a rollercoaster or hanging upside down from some monkey bars.




Be creative, be safe and have fun!

New Curriculum Spelling List Years 3 and 4

accident	centre	experience	important	ordinary	reign
accidentally	century	experiment	interest	particular	remember
actual	certain	extreme	island	peculiar	sentence
actually	circle	famous	knowledge	perhaps	separate
address	complete	favourite	learn	popular	special
although	consider	February	length	position	straight
answer	continue	forwards	library	possess	strange
appear	decide	fruit	material	possession	strength
arrive	describe	grammar	medicine	possible	suppose
believe	different	group	mention	potatoes	surprise
bicycle	difficult	guard	minute	pressure	therefore
breath	disappear	guide	natural	probably	though
breathe	early	heard	naughty	promise	thought
build	earth	heart	notice	purpose	through
busy	eight	height	occasion	quarter	various
business	eighth	history	occasionally	question	weight
calendar	enough	imagine	often	recent	woman
caught	exercise	increase	opposite	regular	women

Year 4 Summer Homework – Frozen Kingdom

Choose 3 activities from the following to hand in to your new Year 4 teacher:

Geography	Design and Technology	Geography						
<p>Create a poster or brochure for a new travel company which arranges visits to the Arctic. Use powerful images and text to tempt customers who want an extra special trip! https://thekidshouldseethis.com/post/the-arctic-vs-the-antarctic</p> <table border="1" style="width: 100%; border-collapse: collapse;"> <thead> <tr> <th style="width: 33%;">Holiday Brochure</th> <th style="width: 33%;">Things to see</th> <th style="width: 33%;">Where to go</th> </tr> </thead> <tbody> <tr> <td style="height: 100px;"></td> <td style="height: 100px;"></td> <td style="height: 100px;"></td> </tr> </tbody> </table>	Holiday Brochure	Things to see	Where to go				<p>Make a model of your favourite Arctic animal using whatever materials you have available. Bring it to school and explain how you have made it.</p> 	<p>With your family, go on your own expedition to somewhere in the local community or further afield. Think about and list what you may need to take with you on your trip and explain why each item is important.</p> 
Holiday Brochure	Things to see	Where to go						
Science	English	Art						
<p>Find out what natural resources and raw materials are found in the Arctic. What impact does this have on the wildlife and environment?</p> 	<p>Imagine the Earth has entered another Ice Age. Write a diary piece describing the changes and how the human race has adapted to cope.</p> <p>https://kids.britannica.com/kids/article/Inuit/353295 https://kids.kiddle.co/Inuit</p>	<p>Design a pair of snow boots for an Arctic explorer. What materials would you use? What features could they have?</p> 